

# How to upgrade HD1 Firmware

Home / Blog / How to upgrade HD1 Firmware

[Ailunce HD1](#) is the first radio we R&D mainly for amateurs. HD1 is **true-2-slot** Dual Band Digital Radio , comply with MOTOTRBO Tier I&II. HD1 can operate many functions through radio panel, many hams are very interesting with it. and want to know how to upgrade HD1 firmware. Today, let us discuss how to upgrade HD1 firmware.

## What you need to do.

1. [Get one Ailunce HD1 digital radio.](#)
2. Get one [programming cable](#) for HD1.
3. Download HD1 firmware from official website:<http://www.retevis.com/resources-center>

## Here's how to do it.

1. Connet your HD1 with PC use programing cable.

Type and hit 

Login

Account

Register

Email address:

Your email address


Sign up



2. Press PTT and the first side key at the same time, turn on HD1, enter the DFU mode.



Piace a 1 amico



#Retevis #RT40  
Digital Radio



## Recent Comments

Cherry on Retevis  
RT628 FAQ

Ailunce on Retevis  
RT82 Record  
Function. Dual  
Band DMR Radio.

Claudio on Retevis  
RT82 Record  
Function. Dual  
Band DMR Radio.



Amherst on Why  
we need walkie  
Talkies during a  
disaster?

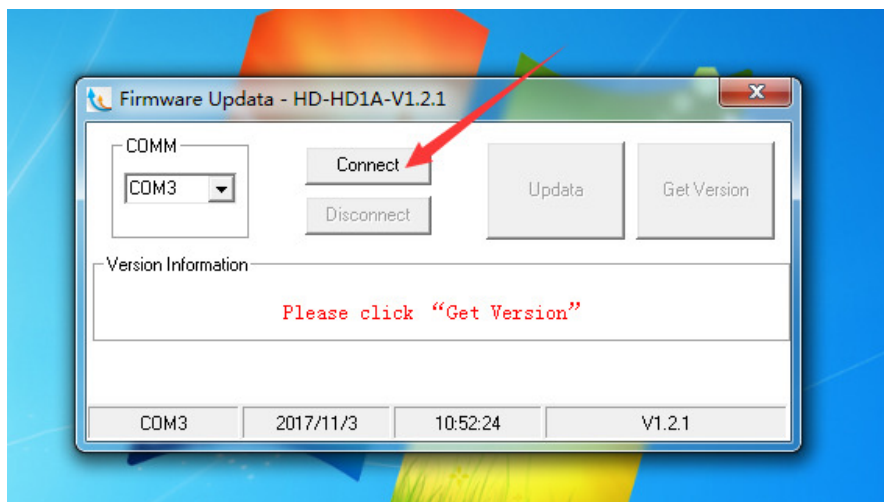
legal agreement  
on RT6

construction use  
radio solution

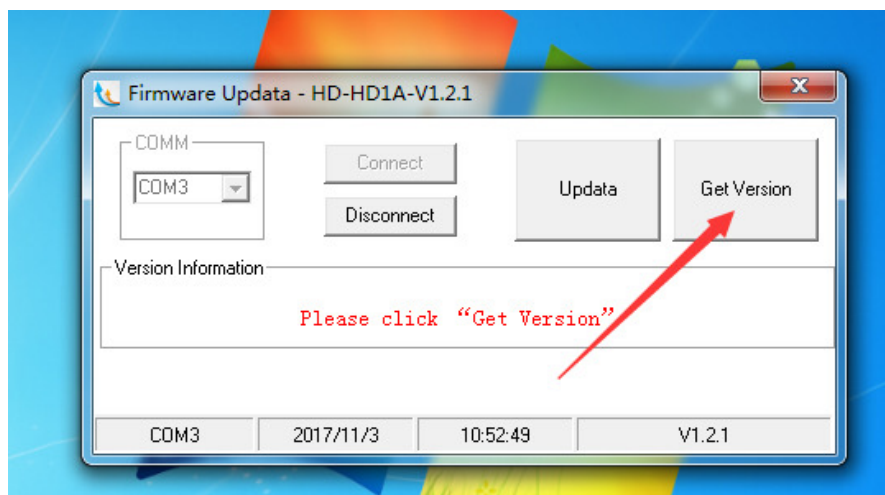
**RT8 digital radio  
!**



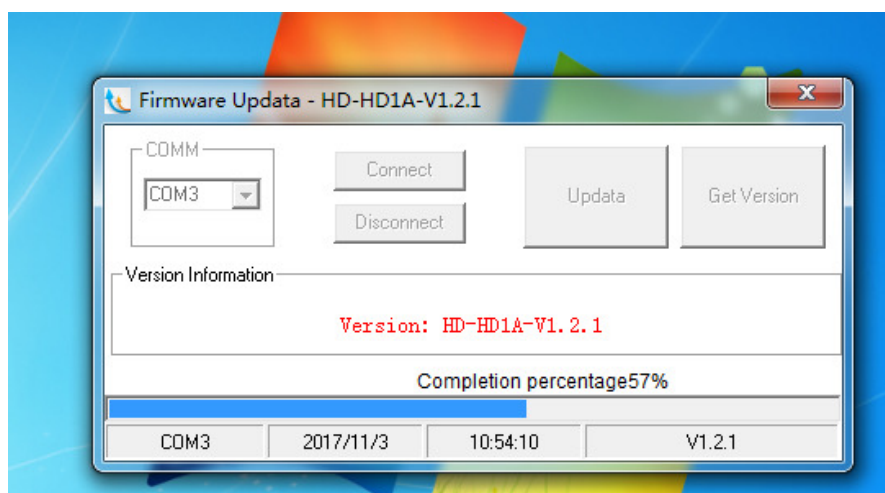
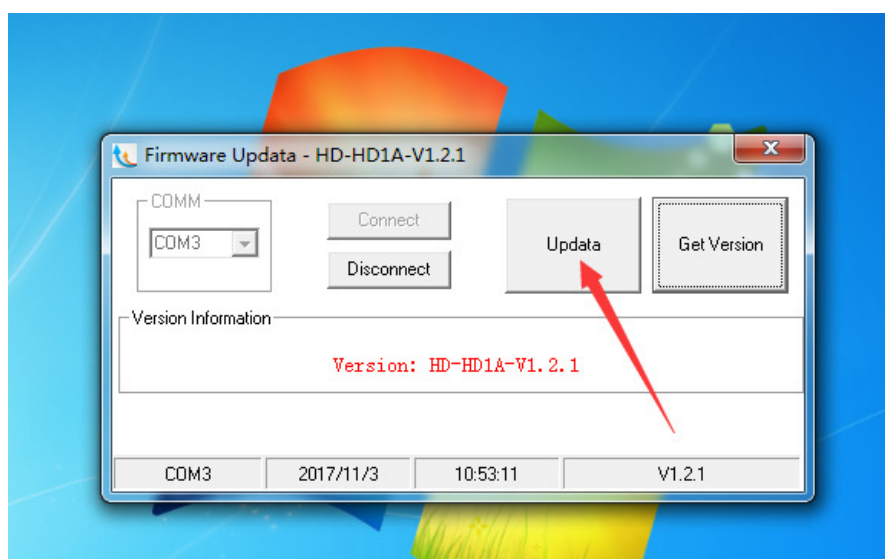
3. Open the firmware software, Click button "Connect".



4. Click "Get Version" to get the firmware version.

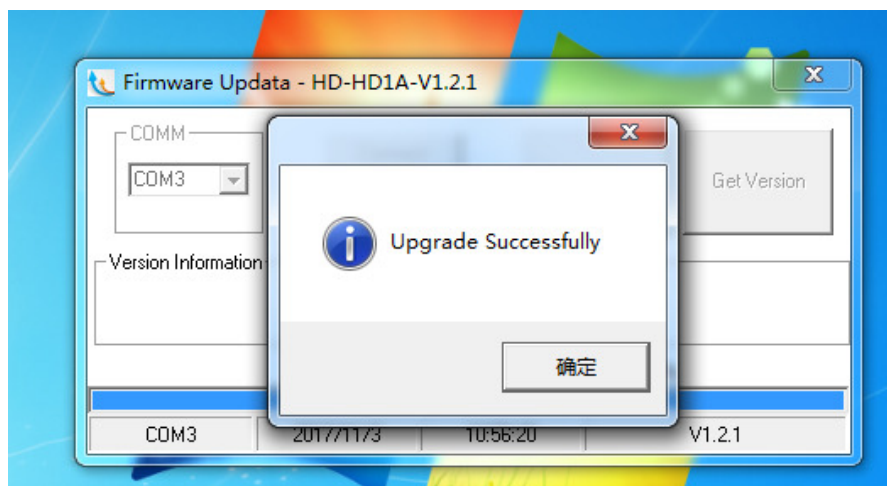


5. Then update, it is going to begin update the firmware to your HD1.



6. The firmware update successfully after several seconds.





Once all the steps are complete, power the radio off and then back on again. Now your HD1 should be good to go! We will continue to support any problems about HD1, You can email us for any questions about Amateur Radios. [hams@ailunce.com](mailto:hams@ailunce.com) info@ailunce.com or follow our facebook page: <https://business.facebook.com/ailunce>



Category: Blog, HAM Zone, User Tutorial • By Ailunce •  
November 3, 2017 • Leave a comment

Tags: [HD1](#) [HD1 FIRMWARE](#)


### Author: Ailunce

Ailunce is a new brand of Retevis company for hams. Its goal is to meet the needs of hams. All hams are friends. This blog is a platform for sharing and learning. I am here looking forward to your coming.




## Related posts

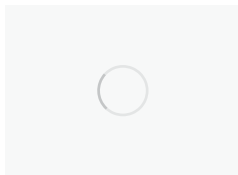
---




Cub  
Scouting  
November  
2, 2017




How to  
hand  
program  
HD1 in  
digital  
mode?  
November  
2017




How to  
hand  
program  
HD1 in l  
November  
2017



Retevis  
RT90  
Dual  
Band  
DMR /  
Analog  
mobile  
radio  
November  
1, 2017



Retevis  
Children's  
Walkie  
Talkies  
for  
Scouting  
October  
31, 2017



Retevis  
RT40  
lone  
worker  
function  
October  
28, 2017

---

## Leave a Reply

Your email address will not be published. Required fields are marked \*

Comment

Name\*

Email\*

Website



CAPTCHA Code \*

Post comment

clear form ✕



Copyright © 2010-2017 retevis Inc. All Rights Reserved. User Agreement, Privacy, Cookies and AdChoice